




Assioma PRO RS		
	<div>ASSIOMA PRO RS-2</div> <div>(art. 773-20-02)</div> <div>SPD-SL® power meter with power sensor on both sides. The best choice to take full advantage of the real dual-sided measurement.</div>	<div>S U G G E S T E D</div> <div>SPORTS</div> <div>Cycling</div>
	<div>ASSIOMA PRO RS-1</div> <div>(art. 773-20-01)</div> <div>SPD-SL® road power meter with sensor on the left pedal only. Upgrade option to PRO RS-2 always available.</div>	<div>S U G G E S T E D</div> <div>SPORTS</div> <div>Cycling</div>
	<div>ASSIOMA PRO RS-UP</div> <div>(art. 773-20-05)</div> <div>Kit to turn your Assioma PRO RS-1 into Assioma PRO RS-2 whenever you want. For unlimited improvement.</div>	<div>S U G G E S T E D</div> <div>SPORTS</div> <div>Cycling</div>
<div>Accessories Assioma PRO RS</div> <div>(art. -)</div>		<div>S U G G E S T E D</div> <div>SPORTS</div> <div>Cycling</div>
<div>Spare parts Assioma PRO RS</div> <div>(art. -)</div>		<div>S U G G E S T E D</div> <div>SPORTS</div> <div>Cycling</div>